



Digital Manual Call Point

DI-9204



548g(cl-5) 0832-CPD-0792

Description

Designed for the purpose of raising an alarm manually once verification of a fire or emergency condition has occurred. By pressing the non breakable glass. Meets the standard requirement of EN 54 part 11, European Standard and approved by Loss Prevention Certificate Board (LPCB).

The DI-9204 constructed of high impact red ABS with a modern pleasing appearance. The terminating back box enables first fix installation and termination leaving the fascia with integral electronics to be simply plugged into base at the time of commissioning. Non breakable glass that can be reset with the GST standard reset key.

The DI-9202 operated via a micro-switch that when pressed a signal will be transmitted to the panel. Contains integral LED indicator to confirm operation.

Electronic addressing can be done through Handheld Programming device (P-9910B), purchased separately.

Features and Benefits

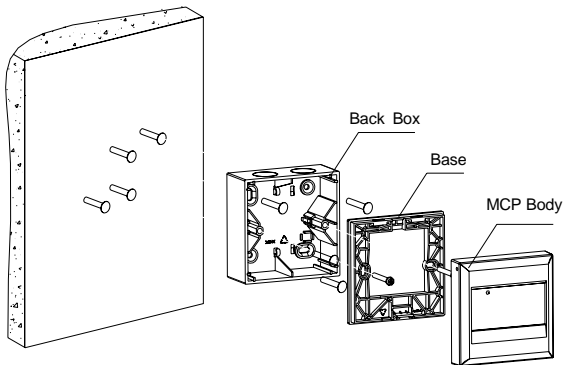
- Semi-flush or Surface mounted
- Compatible with latest EN standards
- Re-settable (non-breaking glass)
- Optional flipping plastic cover (D-92FC)
- Optional weather proof box (D-92WPB)
- LED indicator
- Electronically addressed (by P-9910B)
- Friendly installation and test

Technical Specifications

- Standard: EN54-part 11
- Approval: LPCB, CE-CPD
- Protection rating: IP 43
- Operating voltage: Loop 24V (16V~28V)
- Operating current: Standby current 0.6mA
Alarm Current 1.8mA
- Operating temperature: -10°C to +55°C
- Relative humidity: 95%
- Application: Indoor use
- Visual Indicator: LED, Red (lit steady when alarm, 3 sec interval blinking at normal state)
- Resetting: GST key
- Front Cover: Plastic glass (optional)
- Material and colour: ABS, red
- Wiring: 1 pair non polarized
- Dimensions: 87.1mm×87.1mm×58mm (with backbox)
87.1mm×87.1mm×23mm (without back box) mm

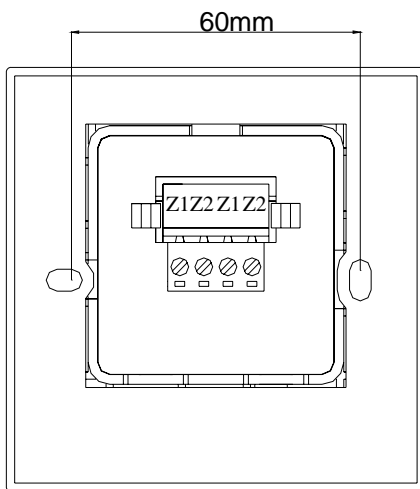
Mounting Base

The manual call point should be installed in compliance with all local codes having a jurisdiction in your area, BS 5389 and EN54. Surface mount and it is installed onto a standard one gang electrical box with a mounting hole that has 52mm–68mm spacing.



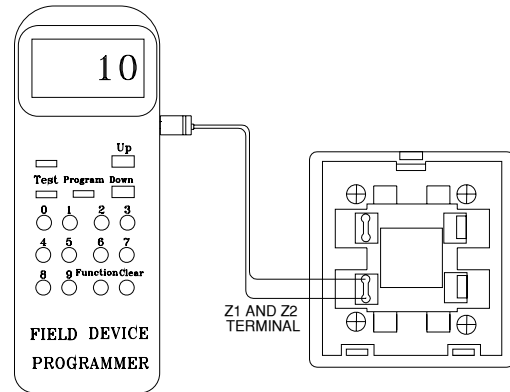
Wiring and Connection

Connect the wires to the required terminal according to the wiring diagram. The Z1, Z2 is for addressable Loop, non-polarized. The cable must be fire rated type and the size depends on the distance and application. Recommended cable size 1.5mm² fire rated min 2 hours



Programming

The address of the manual call point can be programmed using GST handheld programmer (P-9910B), purchased separately. Connect the two wires of the handheld programmer to Z1 and Z2 terminals of the manual call point (DI-9204)



Selection of compatible Control Panel


Compatible with all GST Fire Alarms Panels GST 100, GST 200/2 Series and GST IFP8

Ordering Information



Part Number: DI-9204
Description: Digital Manual Call Point
Weight / Kg.: 0.16
Pack Qty. per Box: 50

Accessories



Part Number: D-92FC
Description: Anti Tamper Security Cover
Weight / Kg.: 0.03
Pack Qty. per Box: 250



Part Number: D-92WPB
Description: Weather Proof Box
Weight / Kg.:
Pack Qty. per Box: 8

MANUFACTURED IN ACCORDANCE WITH

