



548d(cl-5) 0832-CPD-0524

Intelligent Dual Heat Detector

I-9103

Description

This detector is extremely reliable for application in places where there may be high dust levels or smoky environments, making a normal smoke detector unsuitable, for example boiler/plant room, car parks, kitchen, loading bays, furnace/kiln rooms.

Meets the sensitivity requirement of EN 54 part 5 European Standard and approved by Loss Prevention Certificate Board (LPCB).

Aesthetically pleasing with a low profile design, unobtrusive to complement modern building designs. The unit incorporates an intelligent processor that provides Algorithm map, Built-in A/D converter, Self Diagnosis and history log.

Secure and speedy communication through the on-board processor enables the detector to make its own decision, resulting in greater automation. The sensor and the panels utilized fuzzy logic providing an almost limitless cause and effect scenarios.

The integral microprocessor analyzes the digital signal converted from analogue.

Electronic addressing can be done through Handheld Programming device (P-9910B), purchased separately.

Features and Benefits

Dual fixed temperature heat detector. Combining both fixed temperature and rate of rise heat detection in a single sensor. As standard the fixed temperature is set to 58°C while the rate of rise is set to 3°C in one minute.

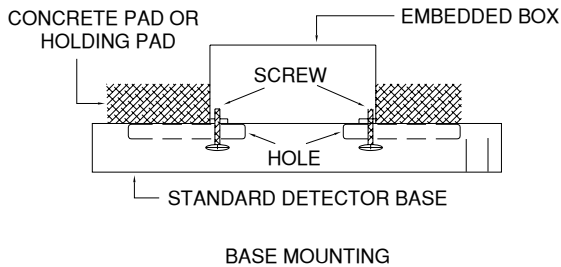
- Built in 8 bit microprocessor
- Analogue sensing
- Secure and speedy communication
- Self diagnosis and history log
- Field programmable electronically addressed
- Twin LED for 360° vision
- Low profile design
- Built-in remote indicator

Technical Specifications

- Standard: EN54-part5
- Class: A1R detector
- Approval: LPCB,CE-CPD
- Protection rating: IP 33
- Operating voltage: 24Vdc Loop voltage
- Operating Current: Standby Current: 0.8mA
Alarm Current: 2mA, 5 mA; with remote LED indicator
- Operating temp: -10°C to +50°C
- Alarm Temperature: 58°C
- Relative humidity: 95%
- Sensitivity is set within the range stipulated by EN54-5 standard
- Application: Indoor use
- Detecting range: 50 sqm for normal area; and 20 sqm for high risk
- Visual Indicator: twin LED, Red (lit steady when alarm, 3 sec interval blinking at normal state)
- Material and colour: ABS, white (RAL 9016)
- Wiring: 1 pair non polarized
- Dimensions: diameter 10cm; height 5cm

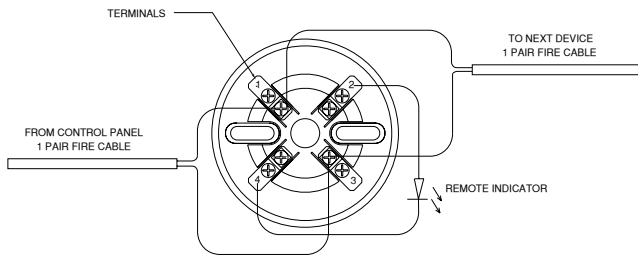
Standard Base

The detector is mounted using our standard base DZ-03. Multiple-direction design allows easy direction adjustment. Suitable for surface mount only, mount on embedded box; 1gang UK standard.



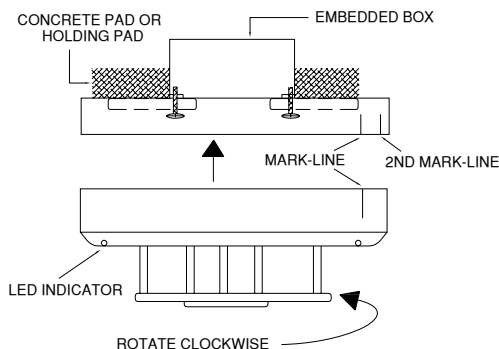
Wiring and Connection

Connect the wires to the required terminal according to the wiring diagram below; terminal 1 and 3 for the loop; connection of remote indicator output is on terminals 2 and 4. The cable must be fire rated type and the size depends on the distance and application. Minimum size gauge 1.0mm²(18 AWG)



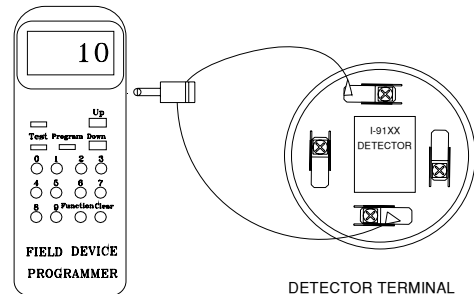
Detector Installation

The Intelligent Heat detector should be installed in compliance with all local codes having a jurisdiction in your area or BS 5389 Part 1 and EN54. Before installation verify the proper wiring and base are firmly mounted to prevent detector damage before the installation. Point the detector in the base by the mark-line and secure the detector in that position by rotating it clockwise until it reaches the next mark line. Do not remove red plastic dust cover until the final handover is done.



Programming

The address of the detector can be programmed using GST handheld programmer (P-9910B), purchased separately. Connect the two wires of the handheld programmer to terminals 1 and 3 (no polarity) of the detector.



FIELD DEVICE PROGRAMMER

Selection of compatible Control Panels

Compatible with all GST Intelligent Fire Alarm Panels GST100, GST200-2 Series and GSTIFP8.

Ordering Information



Part Number: I-9103
Description: Intelligent Dual Heat Detector
Weight / Kg.: 0.123
Pack Qty. per Box: 100

Accessories



Part Number: DZ-03
Description: Standard Detector Base
Weight / Kg.: 0.050
Pack Qty. per Box: 300



Part Number: C-9504
Description: Base Mount Circuit Isolator
Weight / Kg.: 0.010
Pack Qty. per Box: 120



Part Number: I-9406
Description: Addressable Sounder Beacon Base
Weight / Kg.: .20
Pack Qty. per Box: 30



Part Number: C-9314P
Description: Remote Indicator
Weight / Kg.: 0.03
Pack Qty. per Box: 270

MANUFACTURED IN ACCORDANCE WITH

