



548g(c1-5) 0832-CPD-0837

Addressable Input Module

I-9300

Description

I-9300 Intelligent Input Module is used to receive normally open or normally closed control signals from interfaced equipment, and transmit the messages back to fire alarm control panel. The units ideal for use in water flow indicator, pressure switch, position switch, signal valves and external interface devices.

When these devices operate, the output signal can be transmitted to fire alarm control panel via the module through the fire alarm loop to generate alarm, and activate other relevant devices.

Electronic addressing can be done through Handheld Programming tool (P-9910B), purchased separately.

Features and Benefits

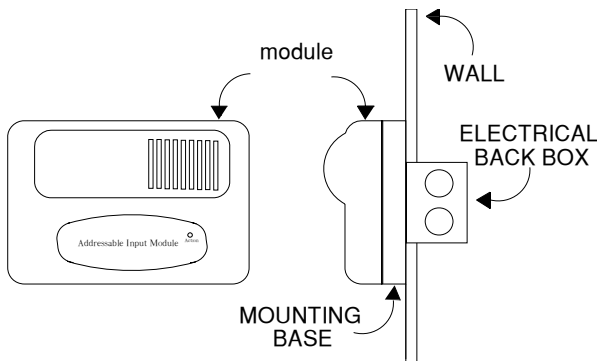
- Monitors switch contacts of remote equipment
- Monitored cable
- Programmable Inputs (NO/NC)
- Loop powered
- Electronically addressed
- LED status indicator
- First fix base for easy and safe installation

Technical Specifications

- Standard: EN54:18
- Approval: LPCB, CE-CPD
- Application: Input (Single circuit)
- Input: programmable NO,NC,NO cable monitored
- Operating Current:
Loop: Standby=1mA; Alarm=3mA
- Operating Voltage:
Loop: 24V (16V~28V)
- Protection rating: IP 32
- Operating temp: -10°C to +49°C
- Relative humidity: 93%
- Addressing: 1 to 242 using P-9910B
- Application: Indoor use
- Visual Indicator: LED, steady red when in alarm state, 3 sec interval blinking at normal state; Yellow (fault)
- Material and colour: ABS, off-white
- Wiring: 4 wires: 2 wire for loop (non-polarized) ; 2 wire for output/input
- Dimensions: 120mmx80mmx39mm

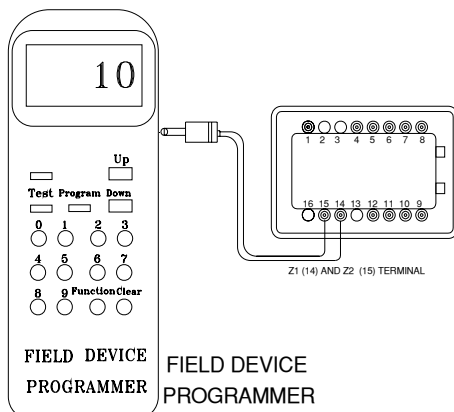
Mounting Module Base

The module should be installed in compliance with all local codes, BS5389, and EN45. It is installed onto a standard one gang electrical box with a mounting hole that have 6.5cm spacing.



Programming

The address of the module and device parameters can be programmed using GST handheld programmer (P-9910B), purchased separately. Connect the two wires of the handheld programmer to Z1 (14), Z2 (15) terminals of the module.fig1



Selection of compatible Control Panels

Compatible with all GST Intelligent Fire Alarm Panels GST200-2 Series and GST IFP8

Ordering Information



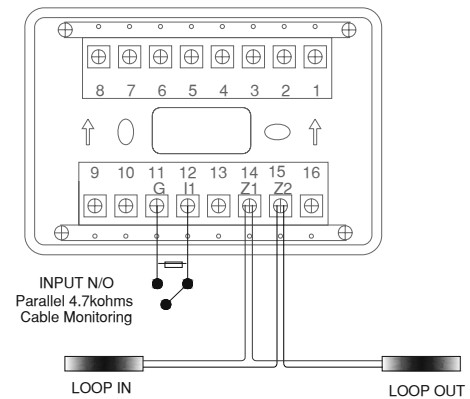
Part Number: I-9300
Description: Addressable Input Module
Weight / Kg.: .180
Pack Qty. per Box: 80

Accessories

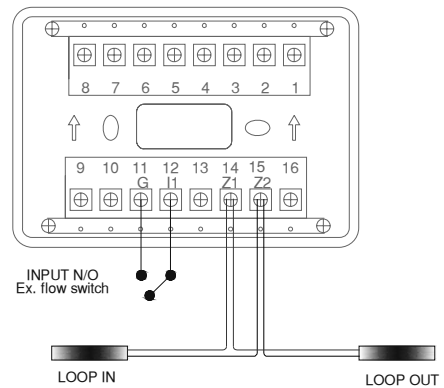
Part Number: B-9310
Description: Surface Mount Box

Wiring and Connection

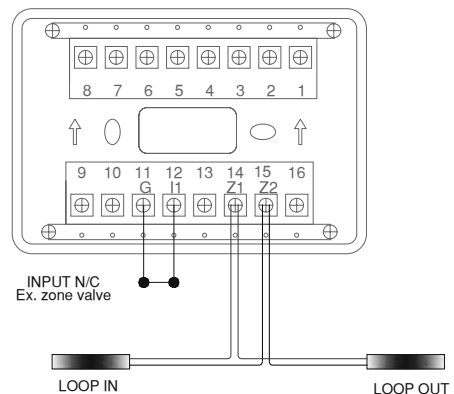
Connect the wires to the required terminal according to the wiring diagram. The Z1 (14), Z2 (15) connect to addressable fire detection loop, non-polarized, while G (11) and I1 (12) connect to field device passive contact. The cable must be fire rated type and the size depends on the distance and application. Minimum size gauge 1.0mm²(18 AWG)



Parameter 1



Parameter 4 (Default)



Parameter 7

MANUFACTURED IN ACCORDANCE WITH

